

User Manual

Item No. C5BB-foam



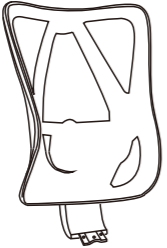
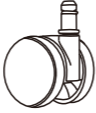
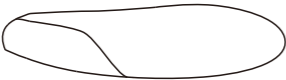

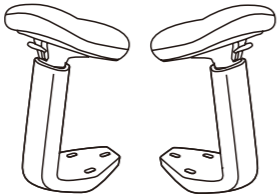





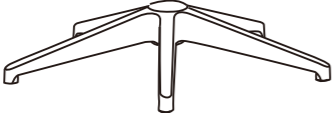




Ergonomic Chair

INSTRUCTIONS – KEEP FOR FUTURE REFERENCE

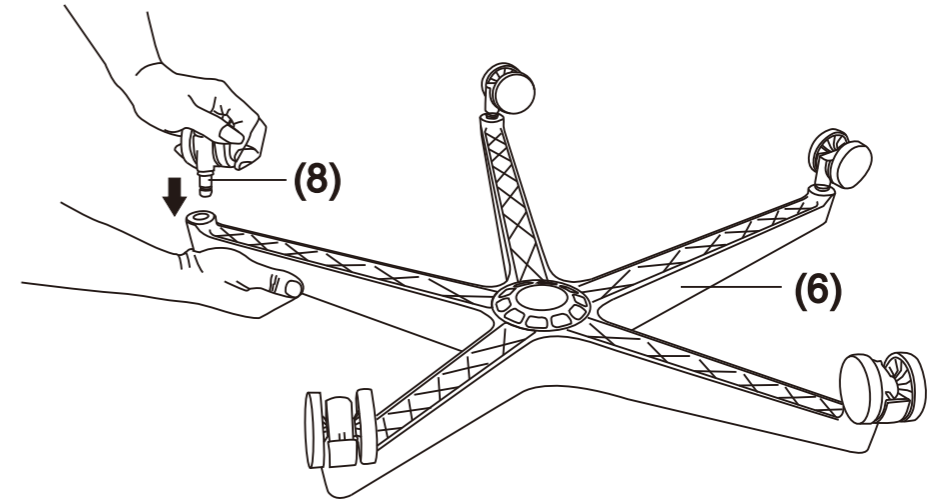


ASSEMBLY INSTRUCTION

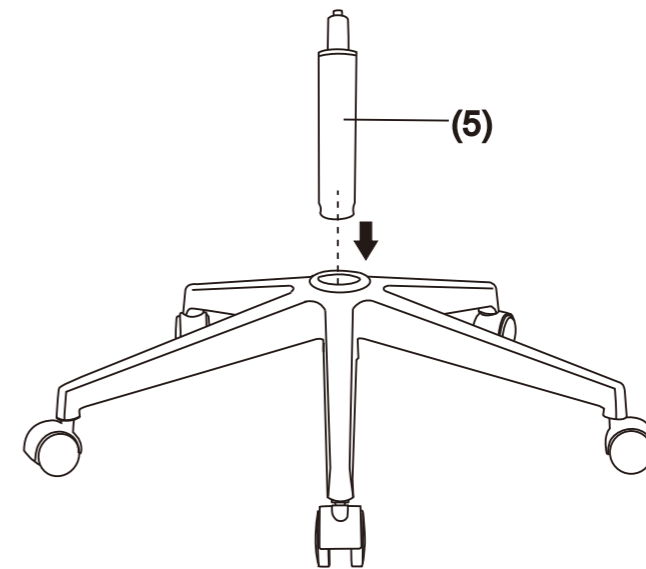
BEFORE ASSEMBLY THIS PRODUCT, PLEASE READ THIS INSTRUCTIONS CAREFULLY

(1) X1 	(8) X5 
(2) X1 	(9) X1 
(3) (L)X1 (R)X1 	(10) X3  M8X20mm
(4) X1 	(11) X4  M6X20mm
(5) X1 	(12) X2  M6X20mm
(6) X1 	(13) X2  M6X35mm
(7) X1 	(14) X4  M6X45mm
	(15) X1 

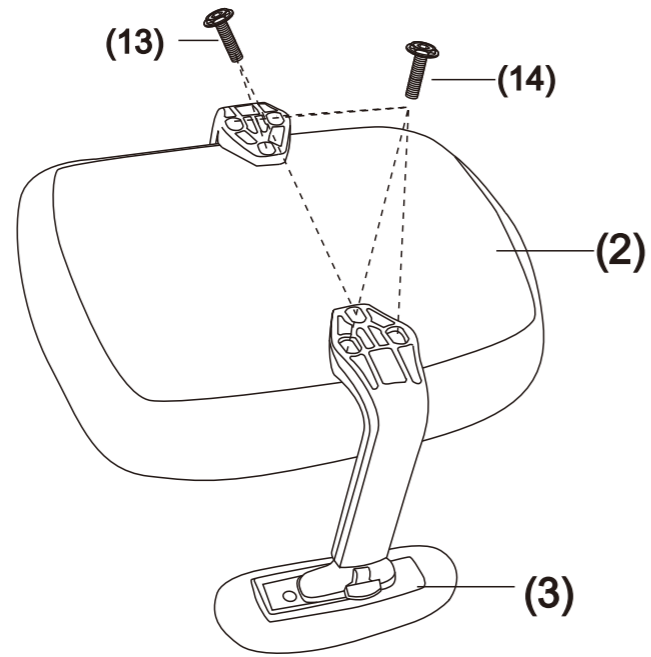
1



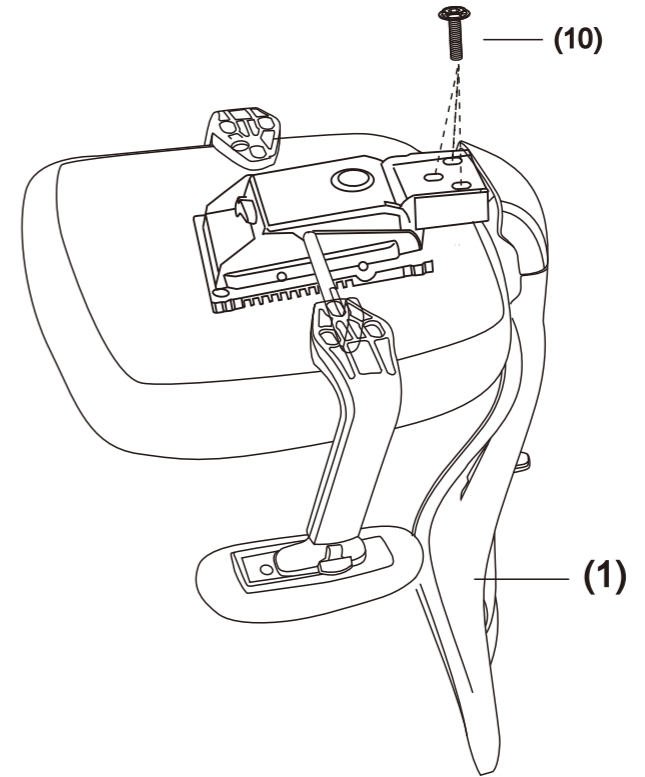
2



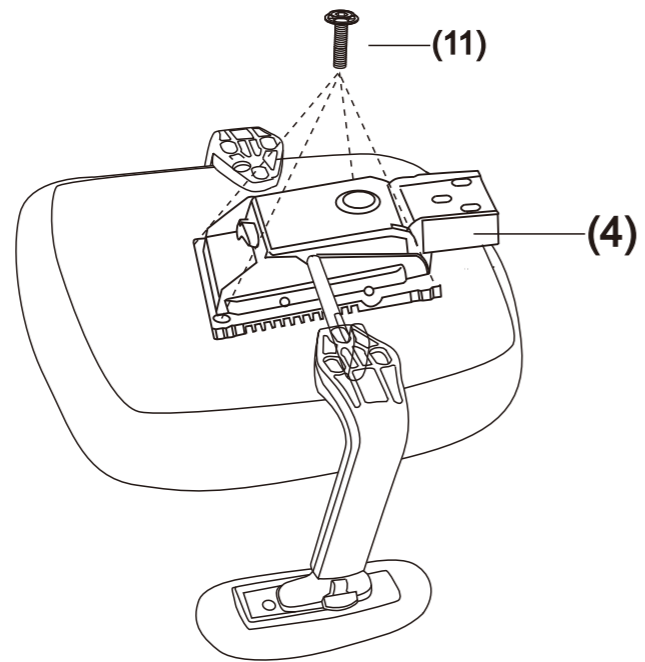
3



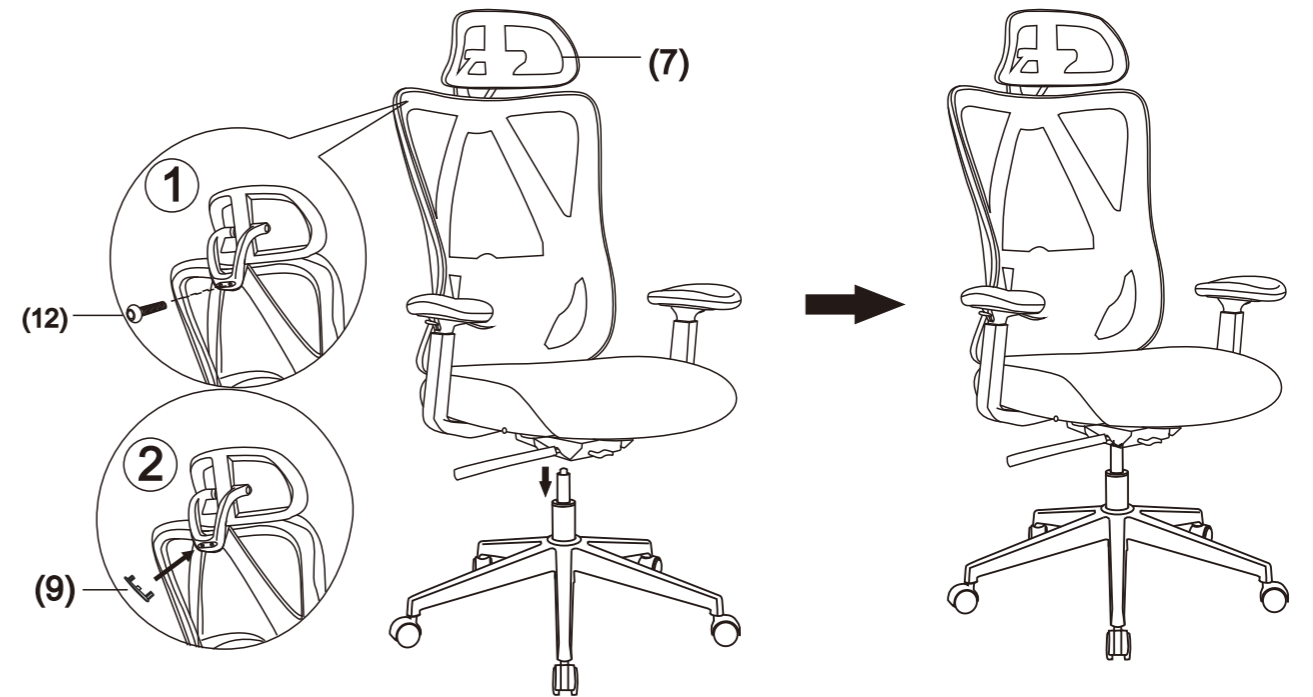
5



4



6



Limited Warranty

Warranty Policy

1. This product includes a 10-year limited warranty that covers defects in materials and workmanship. The warranty does not cover damage caused by misuse, accidents, unauthorized modifications, or intentional destruction.
2. Warranty service may include repair, replacement of parts, or replacement of the entire product, depending on the issue. To access warranty service, you must provide proof of purchase, the product serial number, and relevant photos or videos of the damage.

Safety Instructions

1. Do not use on slippery surfaces. Ensure the product is used on a stable, non-slip surface.
2. Avoid placing drinks on the product. Spills can cause discoloration or damage to the surface material. Wipe up any moisture immediately to prevent staining.
3. Do not sit on the product with more than one person at a time. This can lead to instability and potential injury.
4. Regularly check for any loose parts or damage before use. Do not use if any parts are missing or if the product is in poor condition.
5. Be cautious of moving parts. Keep hands and feet away from moving mechanisms to prevent injury.
6. Do not stand on the seat or armrests. This can cause the product to tip over and result in injury.
7. Read the instruction manual thoroughly. Understand the content and usage methods before operating the product.
8. If any issues arise during use, stop using the product immediately. Contact the retailer where you purchased the product for assistance.

Care Instructions for Long-Term Non-Use

Avoid placing the product in direct sunlight or in areas with high humidity or extreme dryness. These conditions can cause the product to warp or crack. Regularly inspect the product for any signs of wear or damage. Address any issues promptly to maintain the product's longevity.

Product Disposal

Please dispose of the product responsibly. It is your responsibility to dispose of the product in accordance with local regulations. Please ensure that the product is disposed of properly to prevent any harm to the environment or others.

Limited Warranty

What is Not Covered?

Our limited warranty does not cover any problem that is caused by:

1. Conditions, malfunctions or damage not resulting from defects in material or workmanship.
 2. Conditions, malfunctions or damage resulting from normal wear and tear, improper installation, improper maintenance, misuse, abuse, negligence, accident or alteration.
 3. Accessories, connected materials and products, or related products not manufactured by US.
 4. Conditions, malfunctions or damage resulting from failure to follow the instructions and guidelines relating to the product's intended use.
- Our limited warranty is void if a product is returned with removed, damaged or tampered labels or any alterations (including removal of any component or external cover).

Governing Law

This Warranty shall be governed by the laws of the State of California, USA, without giving effect to any conflict of laws principles that may provide the application of the law of another jurisdiction.

How State Law Applies

This Warranty gives you specific legal rights, and you may also have other rights which vary from state to state.